

Tools

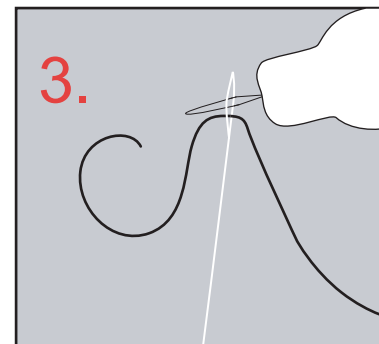
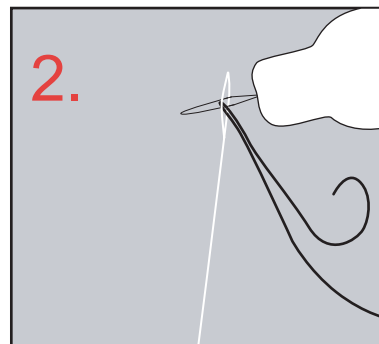
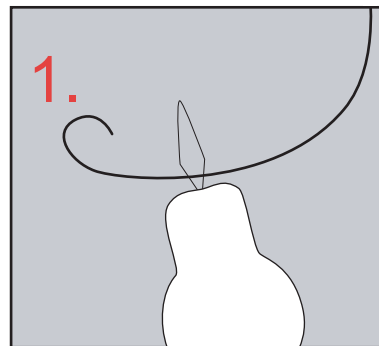
How to use a Needle Threader

Professional Tip: Beading threads such as Nymo benefit from applying Bees Wax.

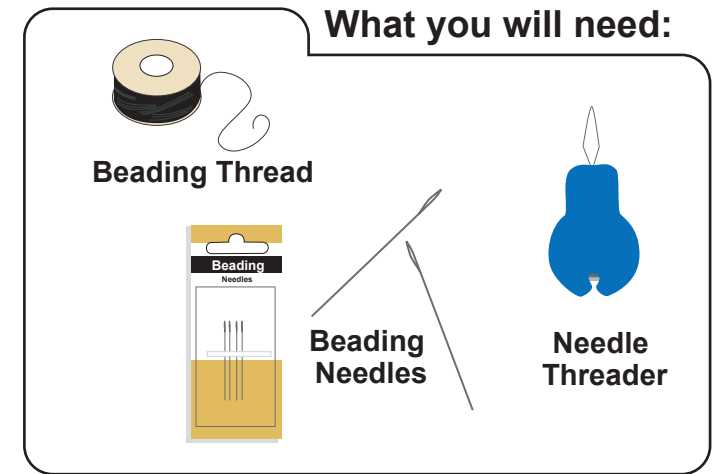
Needle Threader

The tool you are familiar with, but may not know how to use. This simple tool will save you time and stressing your eyes when threading needles.

1. Pass the thread through the loop of the threader. The flexible wire "eye" is much easier to see than the eye of the needle.
2. It is now an effortless move to put the flexible wire loop of the threader and thread through the needle.
3. Take the thread out of the flexible wire loop (but keep the thread through the eye of the needle)
4. Pull the flexible wire loop out of the eye. Your needle is now threaded.



What you will need:



Beading Thread

Beading Needles

Needle Threader